

Regular Meetings are the 3rd Thursday of each month unless otherwise posted.

BMCCF Next Meeting:

Temptations on Oleander will now be our home unless otherwise notified.
Eats - 6:00PM
Meeting - 7:00PM



BMCCF

The Cape Fear British Motor Club Welcomes all Marquees, Models and Motoring Enthusiasts

For additions or submissions to the letter contact the editor:

Charlie Schaefer or
BMCCF@ec.rr.com

Visit the website:
www.BMCCF.org

Volume 12 No.12

THE HUB

December 2010

The Official Monthly Publication of the British Motor Club of the Cape Fear

President:

Edie Cutler
ladyirish@aol.com

VP:

Steve Donatone
sdonatone@charter.net

Treasurer/Membership:

Terry Smith
TESmith35@aol.com

Secretary:

Karen Burr
pnburr@gmail.com

Webmaster:

Dale Masters
dcllmasters@att.net
Lynn Wilson
cwilson23@ec.rr.com

Newsletter:

Charlie Schaefer
BMCCF@ec.rr.com

Activities Director:

Tom & Susan Roberson
xke1964@bellsouth.net

Club Regalia:

Trudy Williamson
JohnWilliamson@ec.rr.com

Club Historian:

Dale Masters
dcllmasters@att.net

Sunshine Person:

Linda Masters
minicooperlinda@att.net

Car Show Chairman:

Steve Donatone
sdonatone@charter.net

The HUB is published and distributed Monthly by the Cape Fear British Motor Club.

Articles reflect the opinion of the author and are the property of the Cape Fear British Motor Club and may be reprinted by similar clubs providing the author and source is credited.

Deadline for submission of articles is by the end of the third week of the month prior to publication.

President's Message:

This will be my last message for 2010. Aren't you all glad?! We will finish up our club year by having our first Holiday get together at Temptations. No meeting--just fellowship and recalling all we did this year. (RSVP to Jacq Moore) We have new, enthusiastic Officers and Board Members who will usher in 2011. Please offer your support to them! In case you missed it, the Flotilla Show was attended by several members of our Club (to whom I am very grateful) and AACA. There was a terrific variety of cars and we had many more spectators this year. The First Place award went to our own **John Moore**. Second, to a 1961 Corvette, Third to a 1945 Ford Custom and Diamond in the Rough to a 1946 Ford Special Deluxe. Congrats, John!! Plans for our Kick-Off Party will be in the works very soon. Mark your calendars now! We hope you all have a wonderful Holiday Season and that Santa brings you all you wish for!

Sincerely,

Edie, Pam, Coaster and Kate

British Motor Club of the Cape Fear

“HAPPENINGS”



DECEMBER

2ND-THURS-CHANUKAH BEGINS -

Carolina Jaguar Christmas Party

Dec 16 - BMCCF Christmas social at Temptations. nibbles provided by club 6:00 PM

25TH-SAT-CHRISTMAS DAY

31ST-FRI-NEW YEARS EVE

2011 - New Season !!!

FEBRUARY 2011

Feb 12 BMCCF Chili cook at Seapath Yacht Club (contact Joanne Foster)

MARCH 2011

March 18-20 NCMGCC Spring Tour in Wilmington. BMCCF is invited

APRIL 2011

April 30 Wheels and Keels at Wrightsville Beach Museum

Meeting Minutes -

November 18, 2010

Edie Cutler opened the meeting at 7 PM

33 Members present and 3 new members

Treasurers report by Terry Smith

Show Deposits \$10,239.87 Expenses \$5,661.72 Balance \$4,578.15

Donation to the Battleship \$1,000.00

Current Balance \$5,803.83

83 paid members

John Adams reported that we had 181 for the show which was a record. Entrants came from as far away as Ohio, Tennessee and Virginia and of course several from NC and SC. We had a great day. The raffle baskets were a big hit. Thanks to Jacq Moore for organizing that. Thanks to Charlie Schaefer for being Master of Ceremonies and John thanked all the volunteers that helped make the show a success and the members thanked him for his great job as leader by presenting him with a plaque showing the club's appreciation.

John Moore took a minute to thank every one who had sent cards/emails and called after his recent surgery.

11 cars participated in the recent "Twisty" ride that ended up at the Country Squire Inn in Kenansville. Weather was great although a bit chilly for our picnic at the Cliffs of Neuse. At the end of the trip we stopped and some folks toured Liberty Hall and others toured the Cowan Museum before heading to the Country Squire Inn where after a fun "happy hour" we enjoyed dinner and spent the night.

13 cars turned out for the 2nd Bank Job at Carolina First Bank near Mayfaire to support Step Up For Soldiers. This organization helps wounded vets and BMCCF gave a \$200 donation which was used to help buy lumber for a vet's home that is being refurbished.

The club's Christmas Party will replace our December meeting. It will be December 16th at Temptations where we hold our meetings. Goodies will be provided by the club. Further details to come.

The following officers were voted in for the 2011 term. President Edie Cutler. Vice President and Car Show Chairman Steve Donatone. Treasurer Terry Smith and Secretary Karen Burr. Members also voted for 2 officers and 3 members to be on the Board.

On a final note: I was given a plaque also for my 3 years as secretary. I am turning my "typewriter" over to one of our newer members Karen Burr. I was very touched by the club's gesture and want to thank everyone. THANK YOU.

Reminder: Our Hub editor is always looking for material for our monthly publication. Car tips, projects that members are undertaking, anything that pertains to British Cars that would be of interest to us as a club. Send your suggestions to Charlie at [HYPERLINK](mailto:BMCCF@ec.rr.com)

["mailto:BMCCF@ec.rr.com"](mailto:BMCCF@ec.rr.com) BMCCF@ec.rr.com.

Meeting adjourned.

Respectfully submitted - **Cookie Cooper**, Secretary

“Our Special Days”

If you didn't see your birthday or anniversary date posted on the appropriate month, we probably don't have it listed in the membership database. Contact Charlie Schaefer (910)208-3259 or **Terry Smith** (910) 686-0785 BMCCF@ec.rr.com to update, if you wish to be added.



Birthdays	Anniversaries
------------------	----------------------

Jeff Starling	December 2nd	Leon & Pam Daniels	December 5th
Margo Sorenson	December 3rd	George & Belvidere Hodnett	December 13th
Richard Blacher	December 6th	Dave & Margo Sorenson	December 23rd
Pam McMahon	December 6th		
Jim Rhinehart	December 8th		
Robert Koehler	December 12th		
Alicia Donatone	December 13th		
Rhonda Dwight	December 14th		
Rich Norak	December 16th		
Pauline Piner	December 24th		



**We honor our lovely & talented secretary
here's to you**

Cookie Cooper



This year's show chairman
Mr John Adams
Success at it's BEST



**“Bnanna”
E-Type hits the 50th anniversary
Jaguar calendar**

Howard the Bollinger

TECH CORNER - Busted Knuckles



CalSpyder Project Update # 4 of a series of updates approx. every month.

By John Foster

No images this month (who wants to see a tubular steel, rear transmission mount ??) of the 1961 Ferrari 250GT California Spyder Replica (CalSpyder) car I am building.

I fabricated, machined and bolted in a new rear transmission mount to the main frame rails. I also welded two steel motor mounts to the main frame rails and used Prothane (urethane) vibration isolators between the mounts and the engine brackets. The new, 3 inch diameter "stub and slip" drive shaft (fabricated by Fleet Pride here in Wilmington NC) was also installed. It has a front, "flat" flange (w/ Spicer u-joint) to match the Mustang transmission output flange and a "big cap" Spicer u-joint to match the rear pinion yoke on the Ford 9 inch rear axle. All the running gear is now completed!

I fabricated and welded in a "rear frame structure" to support the underside of the fiberglass body/trunk floor area, provide mounting "rails" for the fuel tank, rear bumper mounts and exhaust system mounting points. The new, Painless Wiring harness/fuse block arrived, but I have not started installation yet.

The 2008 Mustang "donor car" body, rolling chassis, etc. was sold to a local guy who along with his teenage son, intend to build a drag car with a different engine/transmission. It is perfect for them since I already removed the engine, transmission, engine computer, etc.

Let's explain some of the tools used in this project:

DRILL PRESS: A tall upright machine useful for suddenly snatching flat metal bar stock out of your hands so that it smacks you in the chest and flings your beer across the room, denting the freshly-painted project which you had carefully set in the corner where nothing could get to it.

WIRE WHEEL: Cleans paint off bolts and then throws them somewhere

under the workbench with the speed of light. Also removes and hard-earned calluses from fingers in about the time it takes you to say, 'Oh shi-!'

SKILL SAW: A portable cutting tool used to make studs too short.

PLIERS: Used to round off bolt heads. Sometimes used in the creation of blood-blisters.

BELT SANDER: An electric sanding tool commonly used to convert minor touch-up jobs into major refinishing jobs.

HACKSAW: One of a family of cutting tools built on the Ouija board principle... It transforms human energy into a crooked, unpredictable motion, and the more you attempt to influence its course, the more dismal your future becomes.

WISE-GRIPS: Generally used after pliers to completely round off bolt heads. If nothing else is available, they can also be used to transfer intense welding heat to the palm of your hand.

OXYACETYLENE TORCH: Used almost entirely for lighting various flammable objects in your shop on fire. Also handy for igniting the grease inside the wheel hub, out of which you want to remove a bearing race.

TABLE SAW: A large stationary power tool commonly used to launch wood projectiles for testing wall integrity.

HYDRAULIC FLOOR JACK: Used for lowering an automobile to the ground after you have installed your new brake shoes, trapping the jack handle firmly under the bumper.

BAND SAW: A large stationary power saw primarily used by most shops to cut good aluminum sheet into smaller pieces that more easily fit into the trash can after you cut on the inside of the line instead of the outside edge.

TWO-TON ENGINE HOIST: A tool for testing the maximum tensile

strength of everything you forgot to disconnect.

PHILLIPS SCREWDRIVER: Normally used to stab the vacuum seals under lids or for opening old-style paper-and-tin oil cans and splashing oil on your shirt; but can also be used, as the name implies, to strip out Phillips screw heads.

STRAIGHT SCREWDRIVER: A tool for opening paint cans. Sometimes used to convert common slotted screws into non-removable screws and butchering your palms.

PRY BAR: A tool used to crumple the metal surrounding that clip or bracket you needed to remove in order to replace a 50 cent part.

HOSE CUTTER: A tool used to make hoses too short.

HAMMER: Originally employed as a weapon of war, the hammer nowadays is used as a kind of divining rod to locate the most expensive parts adjacent the object we are trying to hit.

UTILITY KNIFE: Used to open and slice through the contents of cardboard cartons delivered to your front door; works particularly well on contents such as seats, vinyl records, liquids in plastic bottles, collector magazines, refund checks, and rubber or plastic parts. Especially useful for slicing work clothes, but only while in use.

SON-OF-A-BITCH TOOL: (A personal favorite!) Any handy tool that you grab and throw across the garage while yelling 'Son of a BITCH!' at the top of your lungs. It is also, most often, the next tool that you will need.

Hope you found this informative.

What is the main ingredient of WD-40 ?

Before you read to the end, does anybody know what the main ingredient of WD-40 is? Don't lie and don't cheat. WD-40. Who knew; I had a neighbor who bought a new pickup. I got up very early one Sunday morning and saw that someone had spray painted red all around the sides of this beige truck (for some unknown reason). I went over, woke him up, and told him the bad news. He was very upset and was trying to figure out what to do.... probably nothing until Monday morning, since nothing was open. Another neighbor came out and told him to get his WD-40 and clean it off. It removed the unwanted paint beautifully and did not harm his paint job that was on the truck. I'm impressed! WD-40 who knew? 'Water Displacement #40'. The product began from a search for a rust preventative solvent and degreaser to protect missile parts. WD-40 was created in 1953 by three technicians at the San Diego Rocket Chemical Company. Its name comes from the project that was to find a 'water displacement' compound.. They were successful with the fortieth formulation, thus WD-40. The Convair Company bought it in bulk to protect their atlas missile parts. Ken East (one of the original founders) says there is nothing in WD-40 that would hurt you... When you read the 'shower door' part, try it. It's the first thing that has ever cleaned that spotty shower door. If yours is plastic, it works just as well as glass. It's a miracle! Then try it on your stove top ... Viola! It's now shinier than it's ever been. You'll be amazed.




WD-40's formula is a [trade secret](#). The product is not patented in order to avoid completely disclosing its ingredients.^[2] WD-40's main ingredients, according to U.S. [Material Safety Data Sheet](#) information, are:

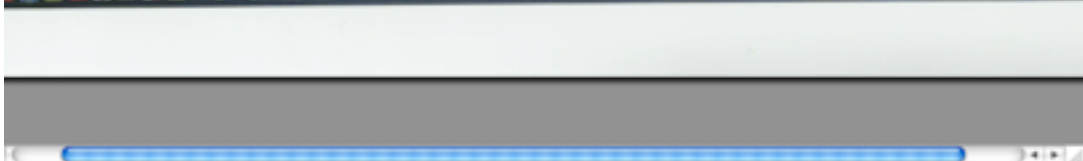
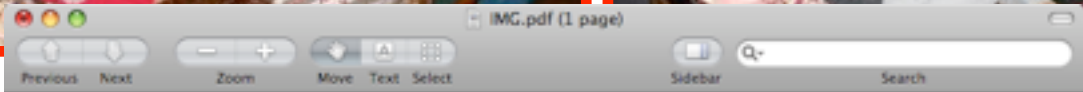
- 50%: [Stoddard solvent](#) (i.e., [mineral spirits](#) – primarily [hexane](#), somewhat similar to [kerosene](#))
- 25%: [Liquefied petroleum gas](#) (presumably as a propellant; [carbon dioxide](#) is now used instead to reduce WD-40's considerable flammability)
- 15+%: [Mineral oil](#) (light lubricating oil)

- 10-%: Inert ingredients

It took them 40 attempts to get the water displacing formula worked out. But they must have been really good, because the original secret formula for WD-40®—which stands for Water Displacement perfected on the 40th try.



The Twister Weekend



HEAR YE, HEAR YE: (opportunities & information)

We welcome your treasures you want to sell or
stuffs you want to buy.

*****Stuffs For Sale*****

- **George Hodnett** asked members to bring car/driver magazines to be shared with members and a reminder that **Jacq Moore** is still collecting books to mail to our troops servicing in the military.
- **MGB 1964** - I moved to Wilmington 2 years ago. I have a professionally restored 1964 MGB with approx 7,000 miles since restoration that I am interested in selling. Do you have a classified section in your newsletter where I might be able to advertise my car? Or could there be anyone in your club that could be interested in a show quality MGB?

Thank you for any help,
Amy Maxwell
9106 River Rd.
Wilmington, NC
(910) 398-8364

- **If anyone is interested in purchasing Tristan's Treats baked by Carolyn Farley favorite four legged companion, they can be found at the following fine local retailers:**
 - Temptations Everyday Gourmet at Porter's Neck
 - A Seasoned Gourmet
 - Aunt Kerry's Pet Stop
 - Oleander Produce at Oleander Oaks
 - The Holiday Inn Resort at Wrightsville Beach
 - The Pavilion Deluxe Shoppes on Market St.
 - Island Hardware on Bald Head Island



From Sir Dale and Linda Masters - invite:

**Christmas Cantata
Night of the Father's Love**

The **St. Stanislaus** Traditional Church Choir at St. Stanislaus Roman Catholic Church 4849 Castle Hayne Rd Castle Hayne NC will perform it's Christmas Program on Sunday December 12,2010 at 2:00PM followed by a reception in the Church hall. Everyone is invited to attend this inspiring celebration of Christmas & narration

BMCCF
Classified Listings:



BMCCF Regalia

Contact Trudy Williamson at: (910) 371-3222 for ordering instructions.

Emb. S/S Denim Shirt \$20.00
Emb. L/S Denim Shirt \$23.00
Emb. White Golf Shirt \$20.00
Emb. Hat, Union Jack \$12.00
Emb. Hat, BMCCF Logo \$12.00
Screen Print Ash Sweatshirt \$20.00
BMCCF T shirt S/S \$12.00
BMCCF T Shirt L?S \$12.00
BMCCF Cloisonné Pin \$ 5.00
BMCCF Grill Badge \$35.00

BMCCF NAME TAGS

Official BMCCF name tags are required at all events or when you are representing the club.

Originally ordered name tags are now available from Terry Smith(910) 686-0785 \$5.50 Pin Clasp \$8.00 Magnet Clasp

AUTOWORKS, INC.

Foreign & Domestic Auto Specialists

We service all types of vehicles

From 1950's to Present Day

Emissions Testing, Front end alignment
A/C repair

Carl Wilson (910) 791-5074

202 Antilles Ct. (In Dutch Square industrial park)
Wilmington, NC 28405

Free Advice to BMCCF Members

Creative Ad Creative Ads

CUSTOM SILKSCREENING

T-SHIRTS, SWEATS, JACKETS, HATS, BUMPER
STICKERS, VINYL, PLEXIGLASS, NOTEBOOKS

CHRIS MOORE

100-C EASTWOOD ROAD

WILMINGTON, NORTH CAROLINA 28403

910-791-0035

RED WING SHOES

Independently Owned & Operated

3909-A Oleander Drive Wilmington , NC 28403-6714 **MARK W. SHELTON**

That's All Folks

"Happy Holidays"

Charlie